

How to purchase Daily Guest Pass

From main Recreation & Pool Registration Portal

Log In with your pool membership information



Recreation & Pool Registration Portal

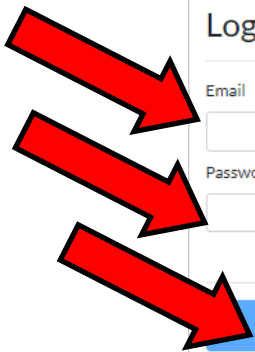

Sign Up Log In



# Borough of Metuchen, NJ

## Recreation & Pool Registration Portal

Search term... [Search](#)



Recreation & Pool Registration Portal

Sign Up Log In

### Login

Email

Password

[Forgot Password?](#)

[Log In](#) [Sign Up](#)

Under the Account Icon  
Select 'Overview'

Recreation & Pool Registration Portal Admin Programs Pools Facilities

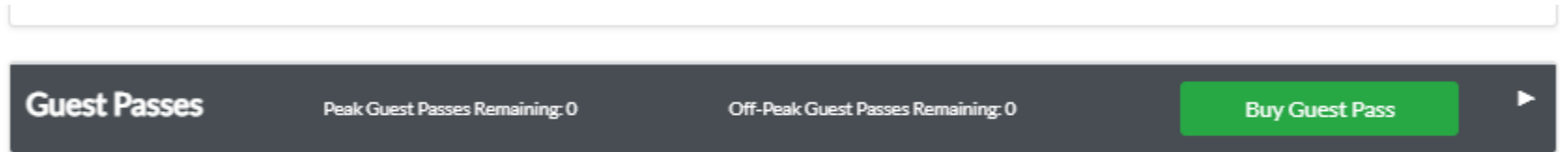
Borough of Metuchen, NJ  
Recreation & Pool Registration Portal

Search term... Search

Find your listing of 'Current Registrations' under your account and  
Select 'Manage Membership'

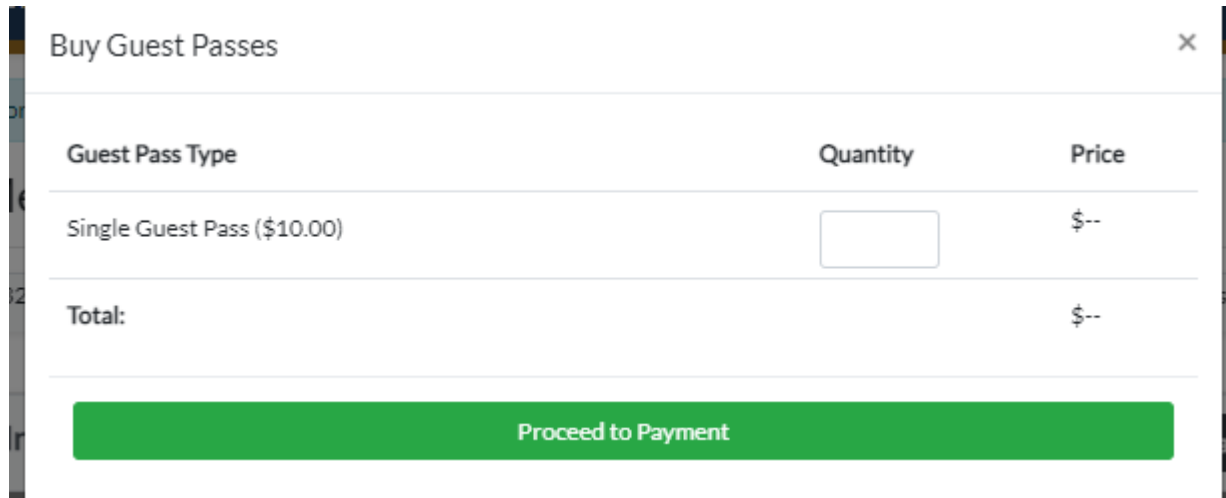
|  |                                   |
|--|-----------------------------------|
| ID Cards   |                                   |
| Metuchen - Municipal Pool 2021 Volunteer Fire Department |                                   |
| Borough of Metuchen, NJ 2022 Season Membership           |                                   |
| Current Registrations                                    |                                   |
| Metuchen 2022 Municipal Pool Season - Member #3111       | <a href="#">Manage Membership</a> |
| Past Registrations >                                     |                                   |

Go to the bottom of your Membership page information and you'll see the box for 'Guest Passes' and the green 'Buy Guest Pass' button. Click on this and a pop up window will appear.



A dark grey navigation bar with the text 'Guest Passes' on the left. In the center, it shows 'Peak Guest Passes Remaining: 0' and 'Off-Peak Guest Passes Remaining: 0'. On the right, there is a green button labeled 'Buy Guest Pass' with a white right-pointing arrow.

Fill in the number of passes you wish to purchase, hit the 'Proceed to Payment' button and follow directions to complete the credit card process.



A pop-up window titled 'Buy Guest Passes' with a close button (X) in the top right corner. It contains a table with the following structure:

| Guest Pass Type             | Quantity             | Price |
|-----------------------------|----------------------|-------|
| Single Guest Pass (\$10.00) | <input type="text"/> | \$--  |
| <b>Total:</b>               |                      | \$--  |

Below the table is a large green button labeled 'Proceed to Payment'.