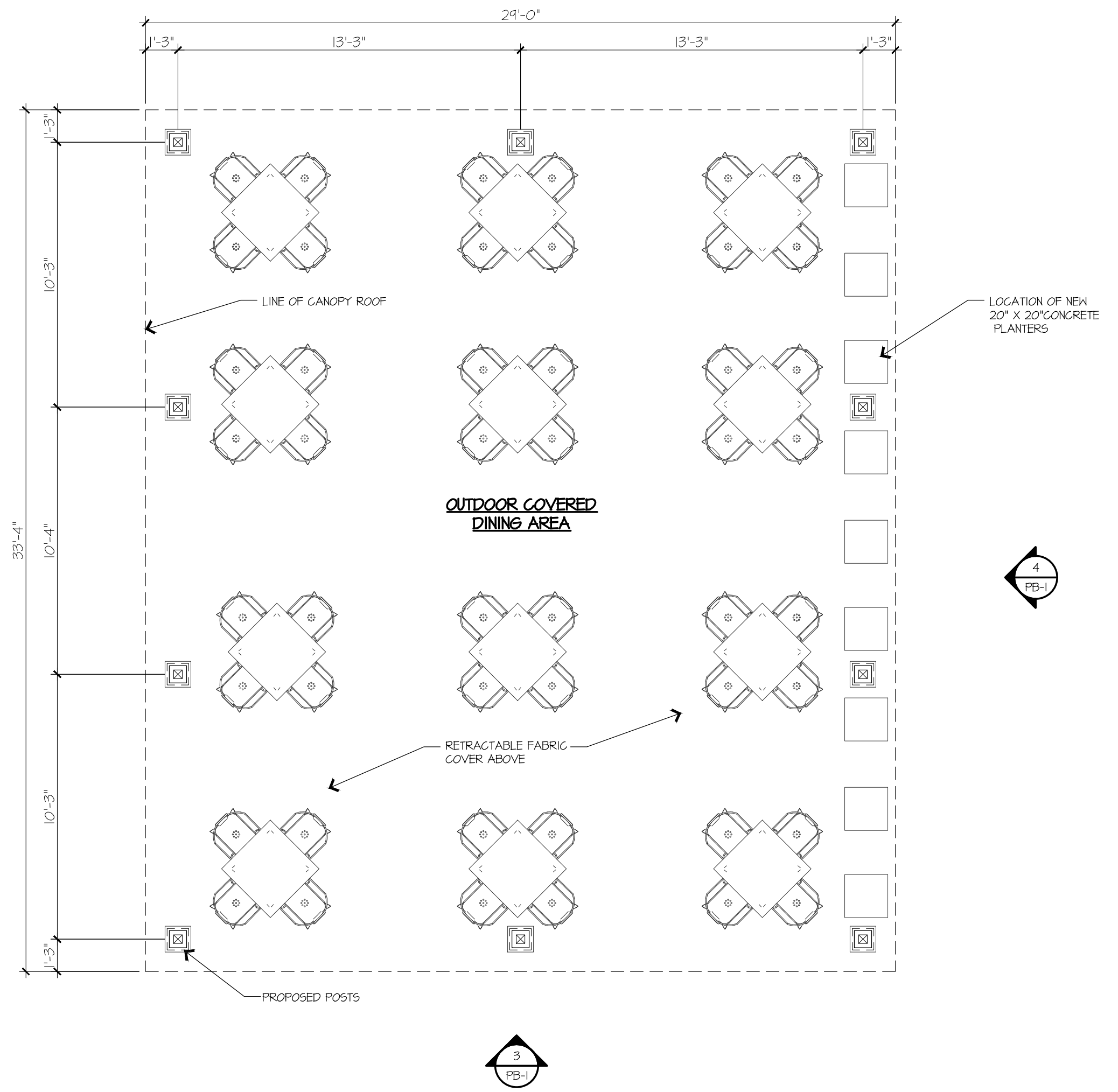
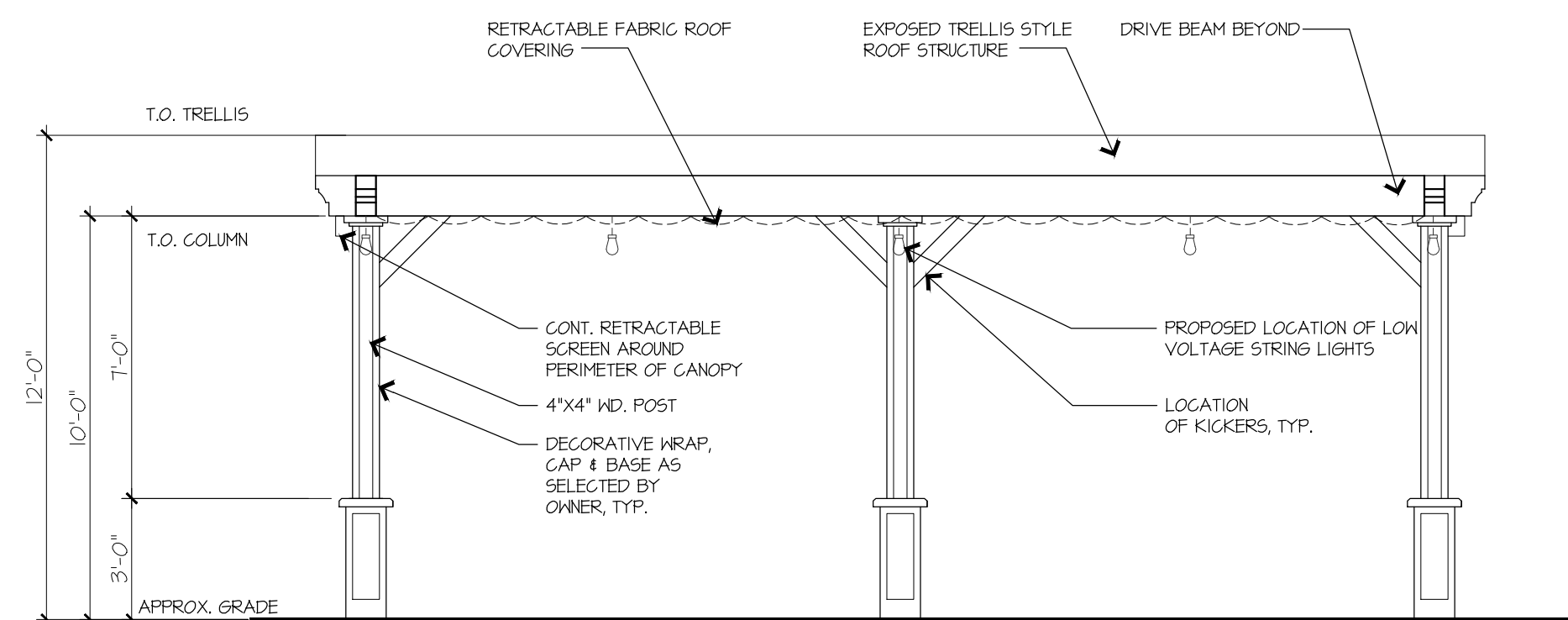
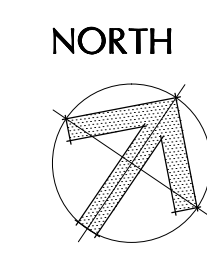


1 PROPOSED PLOT PLAN
PB-1 SCALE: 1/16" = 1'-0"

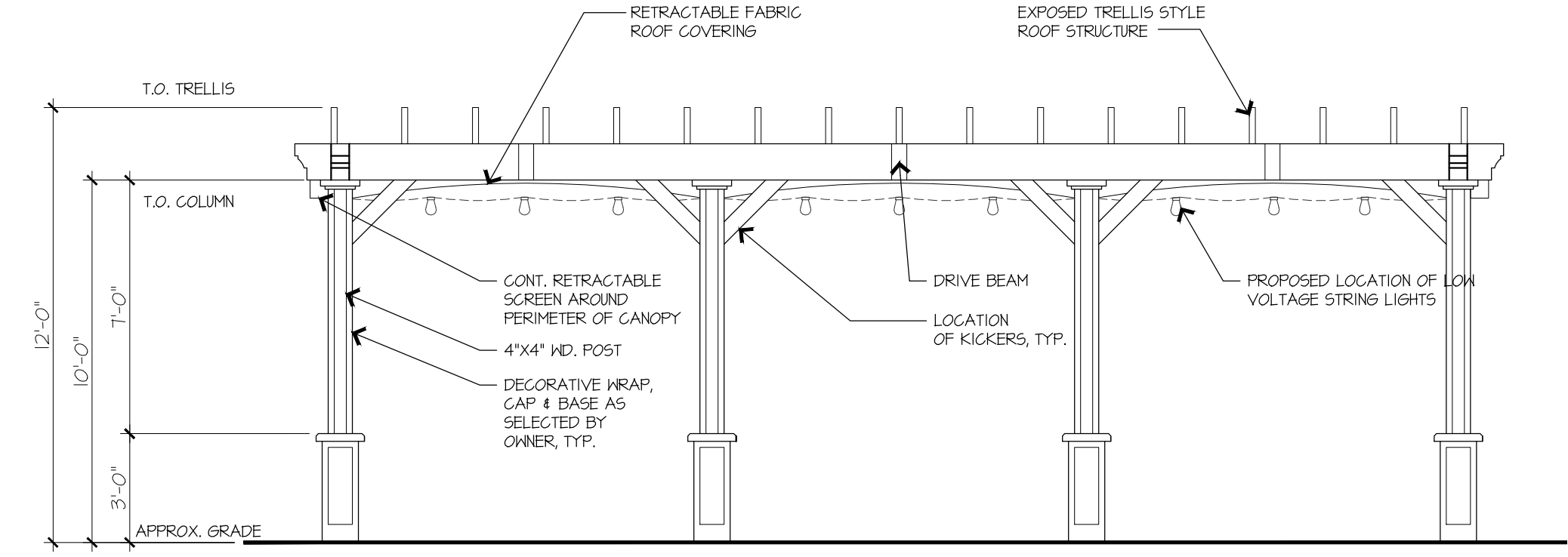


2 PROPOSED FLOOR PLAN
PB-1 SCALE: 1/4" = 1'-0"


NOTE:
SITE PLAN BASED ON SURVEY PREPARED BY MORGAN ENGINEERING, LLC, ENGINEERING & SURVEYING, DATED 04/05/2001




3 PROPOSED ELEVATION
PB-1 SCALE: 1/4" = 1'-0"



4 PROPOSED ELEVATION
PB-1 SCALE: 1/4" = 1'-0"



NOTE: IMAGES TAKEN FROM SHADEPCANDIES



REVISIONS

▲	4-12-22	Added Seating to plan
▲	4-19-22	As per town comments
▲	5-13-22	As per town comments
▲		
▲		

ALL REPORTS, DRAWING, SPECIFICATIONS, COMPUTER FILES, FIELD DATA, NOTES AND OTHER DOCUMENTS PREPARED BY MICHAEL V. TESTA ARCHITECT, LLC AS INSTRUMENTS OF SERVICE SHALL REMAIN THE PROPERTY OF THE DESIGN PROFESSIONAL MICHAEL V. TESTA ARCHITECT, LLC. SHALL RETAIN ALL COMMON LAW, STATUTORY AND OTHER RESERVED RIGHTS, INCLUDING, WITHOUT LIMITATION, THE COPYRIGHT THEREON.

PROPOSED OUTDOOR PAVILIONS FOR:
METUCHEN INN
424 MIDDLESEX AVE.
METUCHEN, NEW JERSEY
PROPOSED PLAN & ELEVATIONS

DATE ISSUED: 03.29.22
SCALE: As Noted
DRAWN BY: FLM
CHECKED BY: MVT2
FILE NAME: 21-METUCHEN INN
PROJECT NUMBER: 2191