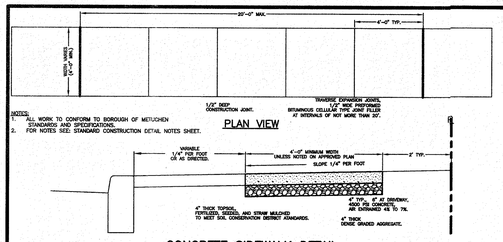

NOTES:
1. ALL WORK TO CONFORM TO BOROUGH OF METUCHEN STANDARDS AND SPECIFICATIONS.
2. FOR NOTES SEE STANDARD CONSTRUCTION DETAIL NOTES SHEET.

PLAN VIEW

CONCRETE SIDEWALK DETAIL

N.T.S.

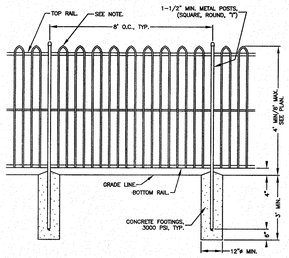

NOTE:
FENCE STYLE TO BE PER OWNER.

WROUGHT IRON FENCE DETAIL

N.T.S.

NOTE:
BENCH AND BIKE RACK AS APPROVED, MAY BE SUBSTITUTED WITH APPROVED EQUAL.

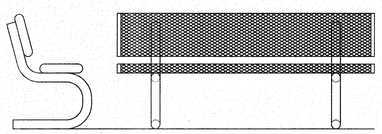

MODEL	DESCRIPTION	LENGTH	WEIGHT
PP300	PORTABLE (SHOWN)	6'	120 LBS
PP301	IN-GROUND	6'	116 LBS
PP302	SURFACE-MOUNT	6'	108 LBS

POWDER COAT FINISH, SEE MANUFACTURER FOR COLOR CHOICES.

MANUFACTURED BY: WABASH VALLEY MANUFACTURING, INC.
P.O. BOX 5, 505 EAST MAIN ST.,
SILVER LAKE, IN 46982
1-800-253-8619

PRESTIGE SPLIT-BACK AND SEAT BENCH DETAIL

N.T.S.

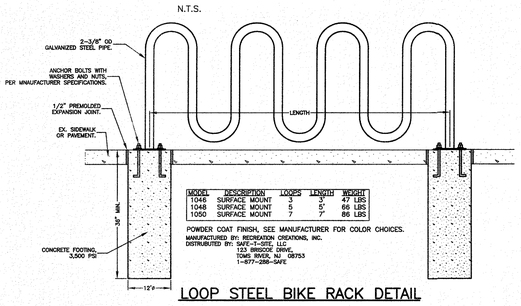

MODEL	DESCRIPTION	LOOPS	LENGTH	WEIGHT
1046	SURFACE MOUNT	3	3'	47 LBS
1048	SURFACE MOUNT	5	5'	66 LBS
1050	SURFACE MOUNT	7	7'	86 LBS

POWDER COAT FINISH, SEE MANUFACTURER FOR COLOR CHOICES.

MANUFACTURED BY: RECREATION CREATIONS, INC.
DISTRIBUTED BY: SAFE-1-SITE, LLC.
123 BRISCOE DRIVE
TOMS RIVER, NJ 08753
1-877-288-SAFE

LOOP STEEL BIKE RACK DETAIL

N.T.S.

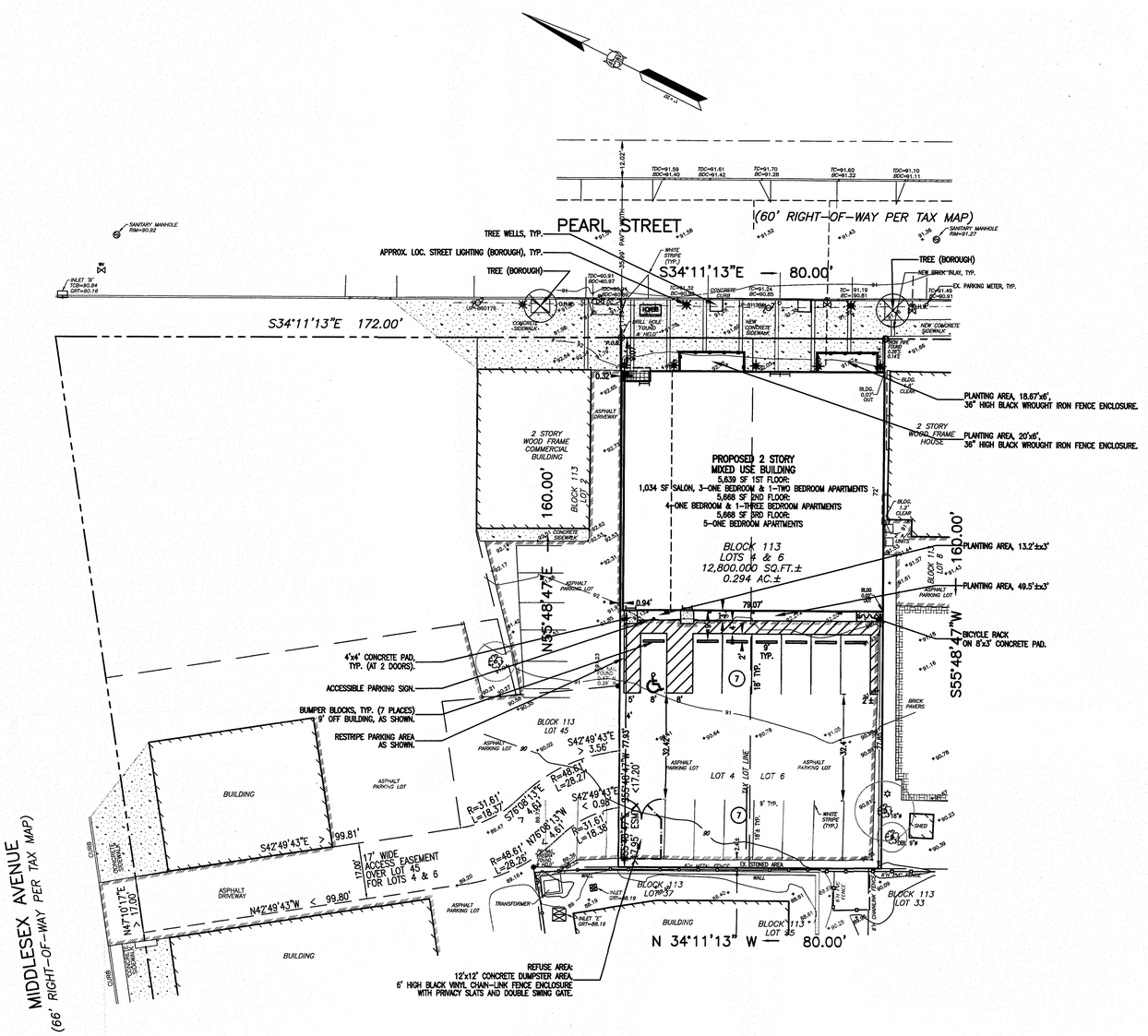

LEGEND

EXISTING	DESCRIPTION	PROPOSED
Ex. Cond. x 92.55	CONDITION	CONDITION x 92.55
92	ELEVATION	92
92	CONTOUR	92
	CONCRETE AREA	
	PAVED AREA	
	STONE AREA	
(SIZE) (DENOTES SPREAD/SCD)	TREES	VARIES (AS LISTED) (DENOTES MATURE SPREAD)
	UTILITY POLE	
WV (WATER) GV (GAS)	UTILITY VALVE	CLEANOUT
(MO) = PER PAINTED MARK-OUT (BM) = PER BASE MAP INFORMATION (SURV) = PER FIELD SURVEY	UTILITY ABBREVIATIONS	
	FENCE LINE	
	DRAINAGE FLOW ARROWS	1%

811 ALL UTILITIES SHOWN ARE APPROXIMATE LOCATIONS.
IT'S THE LAW! ACTUAL LOCATIONS OF ALL UTILITIES MUST BE FIELD VERIFIED PRIOR TO CONSTRUCTION AND/OR EXCAVATION OF ANY KIND. CALL 811 OR 1-800-272-1000 FOR FREE MARKOUTS TO LOCATE UNDERGROUND UTILITIES.

GRAPHIC SCALE

0 10 20 40 60

SCALE : 1" = 20'

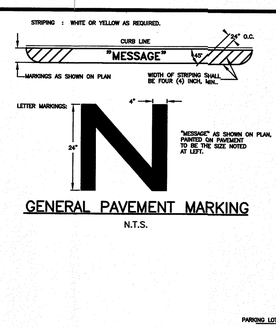

GENERAL PAVEMENT MARKING

N.T.S.

GENERAL SITE AND BUILDING ELEMENTS (CHAPTER 9)

CAR AND VAN PARKING SPACES SHALL BE 96 INCHES WIDE MINIMUM/ 108 INCHES WIDE PREFERRED AND SHALL HAVE AN ADJACENT ACCESS AISLE (502.2)

PARKING ACCESS AISLE SHALL BE PART OF THE ACCESSIBLE ROUTE TO THE BUILDING ENTRANCE AND COMPLY WITH 402.

TWO PARKING SPACES SHALL BE PERMITTED TO SHARE A COMMON ACCESS AISLE (502.3)

ACCESS AISLES SERVING CAR PARKING SHALL BE 60 INCHES WIDE MINIMUM.
ACCESS AISLES SERVING VAN PARKING SHALL BE 96 INCHES WIDE MINIMUM.
ACCESS AISLES SERVING VAN MAY BE 60 INCHES WIDE MINIMUM IF VAN PARKING SPACE WIDTH IS INCREASED TO 132 INCHES WIDE MINIMUM. (502.3.1)

ACCESS AISLES SHALL EXTEND THE FULL LENGTH OF THE PARKING SPACES THEY SERVE (502.3.2)

ACCESS AISLES SHALL BE MARKED SO AS TO DISCOURAGE PARKING IN THEM (502.3.3)

PARKING SPACES AND ACCESS AISLES SHALL HAVE SURFACE SLOPES NOT STEEPER THAN 1:48 (2% MAX.). ACCESS AISLES SHALL BE AT THE SAME LEVEL AS THE PARKING SPACES THEY SERVE (502.4)

PARKING SPACES SHALL HAVE A VERTICAL CLEARANCE OF 98 INCHES MINIMUM AT THE SPACE AND ALONG VEHICULAR ROUTE THERETO (502.5)

WHERE ACCESSIBLE PARKING SPACES ARE REQUIRED TO BE IDENTIFIED BY SIGNS, THE SIGNS SHALL INCLUDE THE INTERNATIONAL SYMBOL FOR ACCESSIBILITY COMPLYING WITH SECTION 703.7.2. SUCH SIGNS SHALL BE 60 INCHES MINIMUM ABOVE THE FLOOR OR GROUND SURFACE OF THE PARKING SPACE, MEASURED TO THE BOTTOM OF THE SIGN (502.6)

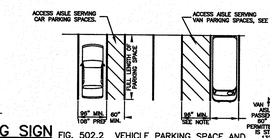

ACCESSIBLE PARKING SIGN (HANDICAP PARKING)

R7-8, 12"x18"/
"VAN ACCESSIBLE", 12"x6"/
R7-8P, 10"x12"

FIG. 502.2 VEHICLE PARKING SPACE AND
FIG. 502.3 PARKING SPACE ACCESS AISLE
1 VAN ACCESSIBLE SPACE PER 6 CAR ACCESSIBLE SPACES.

ACCESSIBLE PARKING PAVEMENT MARKING DETAIL

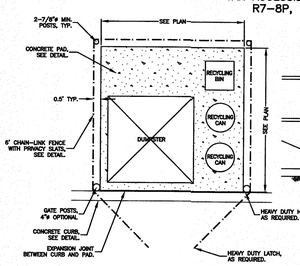

REFUSE AREA ENCLOSURE DETAIL

N.T.S.

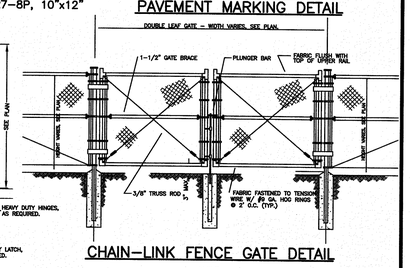

CHAIN-LINK FENCE GATE DETAIL

N.T.S.

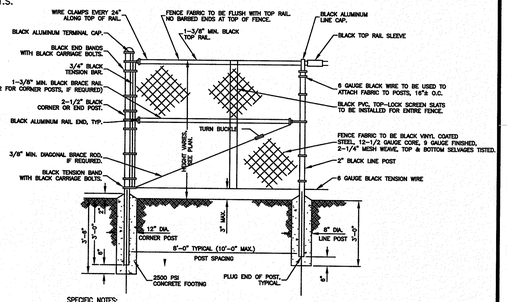

SPECIFIC NOTES:
1. FENCE DETAILS TO CONFORM TO ASTM A 131-60, UNLESS OTHERWISE SPECIFIED.
2. FOOTINGS AT CORNER OR END POSTS TO BE 12" DIA., FOOTING DEPTH OF 3'-6" AND POST DEPTH OF 3'-0". FOOTINGS AT LINE POSTS TO BE 8" DIA., FOOTING DEPTH OF 2'-0" AND POST DEPTH OF 2'-6". TOP TO BE DOMED 2" ABOVE FINISHED GRADE.
3. POSTS TO BE BLACK VINYL COATED STEEL, 2-1/2" O.D. MIN. FOR CORNER OR END POSTS, AND 2" O.D. MIN. FOR LINE POSTS, SPACED AT 8' O.C. TYPICAL, 10' O.C. MAXIMUM.
4. FENCE FABRIC TO BE BLACK VINYL COATED STEEL, VARIABLE HEIGHT (SEE PLAN), CONTINUOUS TO 50' TYPICAL. 12-1/2 GAUGE CORE, 9 GAUGE FINISHED, 2-1/4" MESH WIDAVE, WITH TOP AND BOTTOM SELVAGES TWISTED.
5. TOP RAILS TO BE SWEDGED END BLACK VINYL COATED STEEL, 1-3/8" O.D. MIN. x 21' LONG AND JOINED WITH EXPANSION COUPLINGS (TOP RAIL SLEEVES).

BLACK VINYL (PVC) CHAIN LINK FENCE DETAIL

N.T.S.

PROPOSED SITE IMPROVEMENTS PLAN

DATE	DESCRIPTION	DATE	DESCRIPTION

REVISIONS

PROPOSED ADDITION/MIXED USE
FOR
GREENWAY VILLAGE, LLC
67 PEARL STREET
METUCHEN, NEW JERSEY 08840
BLOCK 113
LOTS 4 & 6
SITUATED IN
BOROUGH OF METUCHEN
MIDDLESEX COUNTY NEW JERSEY

CERTIFICATE OF AUTHORIZATION NO. 24GA27918600
AJV engineering inc
424 AMBOY AVENUE
P.O. BOX 548
WOODBRIDGE, NJ 07095-0548
PHONE (732) 636-8080
FAX : (732) 636-0062
Angelo J. Valetutto, P.E.
ANGELO J. VALETUTTO, P.E., P.P.
PROFESSIONAL ENGINEER, PROFESSIONAL PLANNER
N.J. P.E. LICENSE 24807 - N.J. P.P. LICENSE 02777

FILE : 20126	SCALE : 1" = 20'	DRAWN : M.P.L.
DATE : DEC-07-2020	SHEET : 2 of 3	

COPYRIGHT 1994-2020, AJV ENGINEERING, INC. — ALL RIGHTS RESERVED. REPRODUCTION OF THIS DOCUMENT IS STRICTLY PROHIBITED.
REUSE OF THIS DOCUMENT, DESIGN HEREON, OR FORMATS THEREOF FOR OTHER THAN INTENDED PURPOSE IS NOT AUTHORIZED WITHOUT WRITTEN PERMISSION OF AJV ENGINEERING, INC. IS PROHIBITED.
IF THIS DOCUMENT DOES NOT HAVE BOTH THE SIGNATURE AND A RAISED IMPRESSION SEAL OF THE PROFESSIONAL IS NOT AN AUTHORIZED ORIGINAL AND MAY HAVE BEEN ALTERED.
THIS PLAN IS THE SOLE PROPERTY OF THE PROFESSIONAL, AND MAY BE RECOGNIZED AS THE PROFESSIONAL'S WORK ONLY.
ALL APPROVALS AND/OR PERMITS ASSOCIATED WITH THIS PLAN MAY BE WITHDRAWN AND/OR VOIDED AT THE PROFESSIONAL'S DISCRETION.